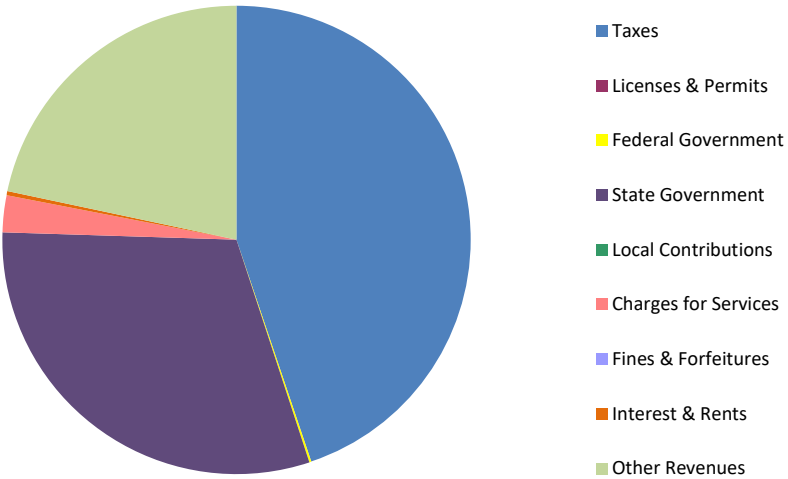


CITIZEN'S GUIDE TO LOCAL UNIT FINANCES - City of Leslie (332030)

REVENUES

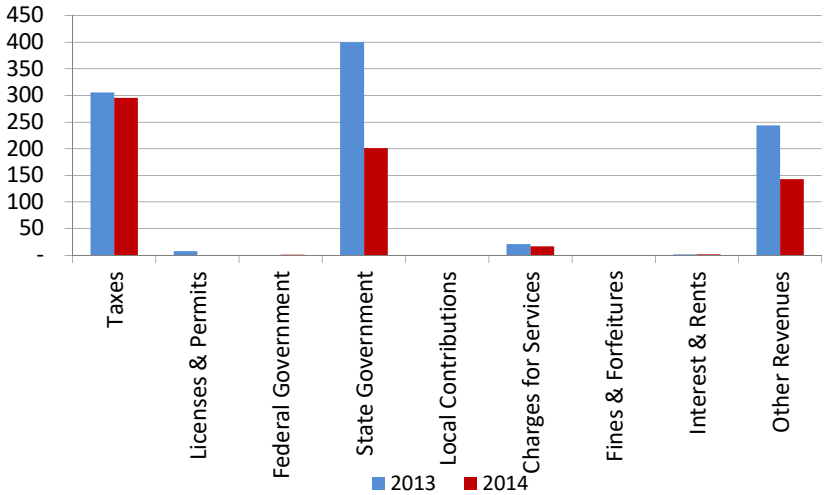
1. Where our money comes from (all governmental funds)



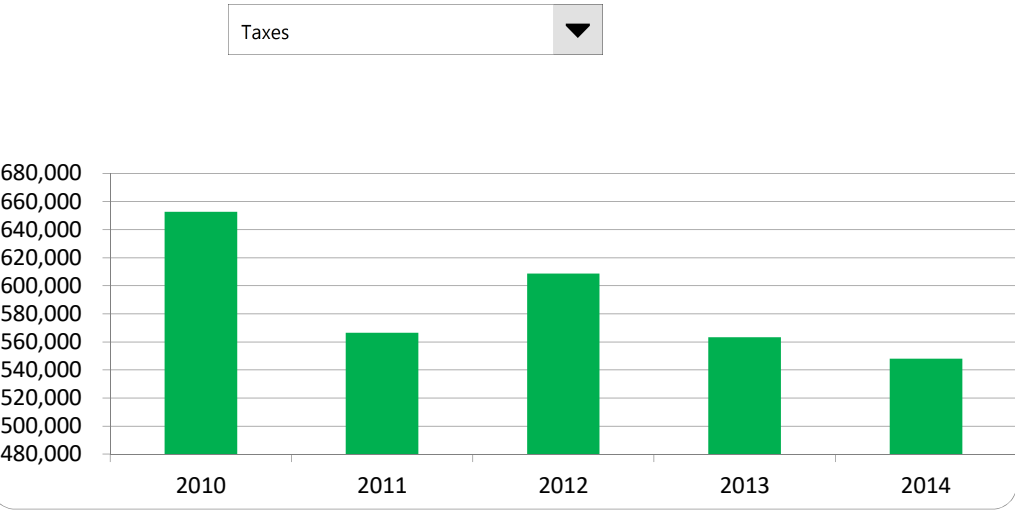
2. Compared to the prior year

	2013	2014	% change
Taxes	\$ 563,371	\$ 548,120	-2.71%
Licenses & Permits	14,218	240	-98.31%
Federal Government	-	1,625	N/A
State Government	736,788	373,720	-49.28%
Local Contributions	-	-	N/A
Charges for Services	38,250	31,137	-18.60%
Fines & Forfeitures	-	-	N/A
Interest & Rents	2,601	3,434	32.03%
Other Revenues	448,455	265,059	-40.90%
Total Revenues	\$ 1,803,683	\$ 1,223,335	-32.18%

3. Revenue sources per capita - compared to the prior year



4. Historical trends of individual sources



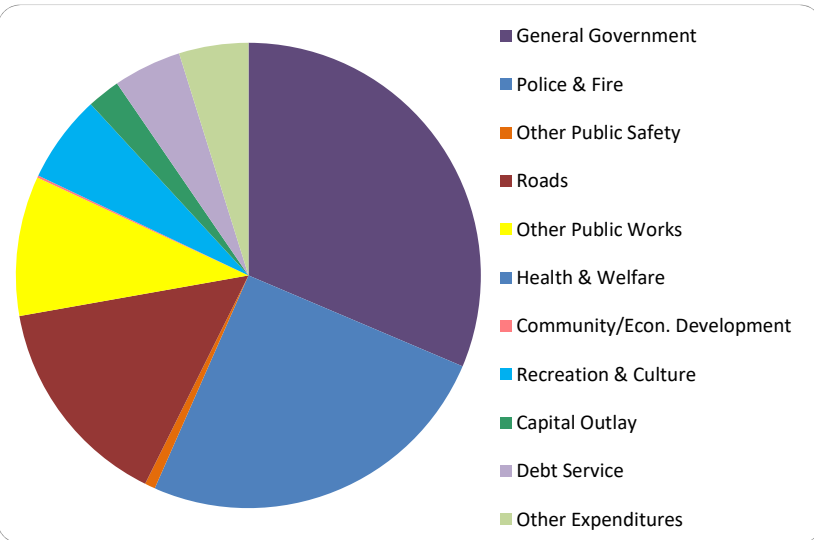
Commentary:

For more information on our unit's finances, contact Aaron Desentz, City Manager at (517) 589-8236.

# **CITIZEN'S GUIDE TO LOCAL UNIT FINANCES - City of Leslie (332030)**

## EXPENDITURES

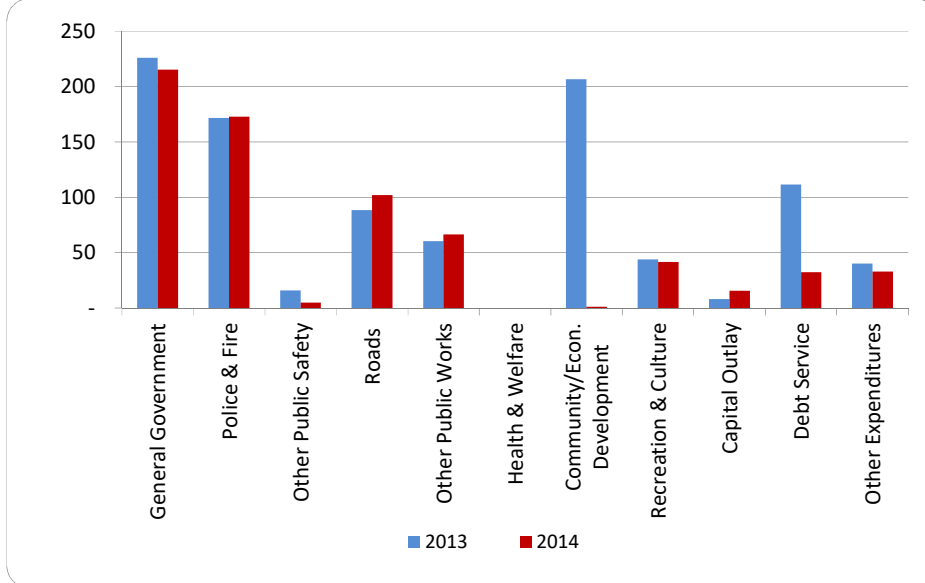
### 1. Where we spend our money (all governmental funds)



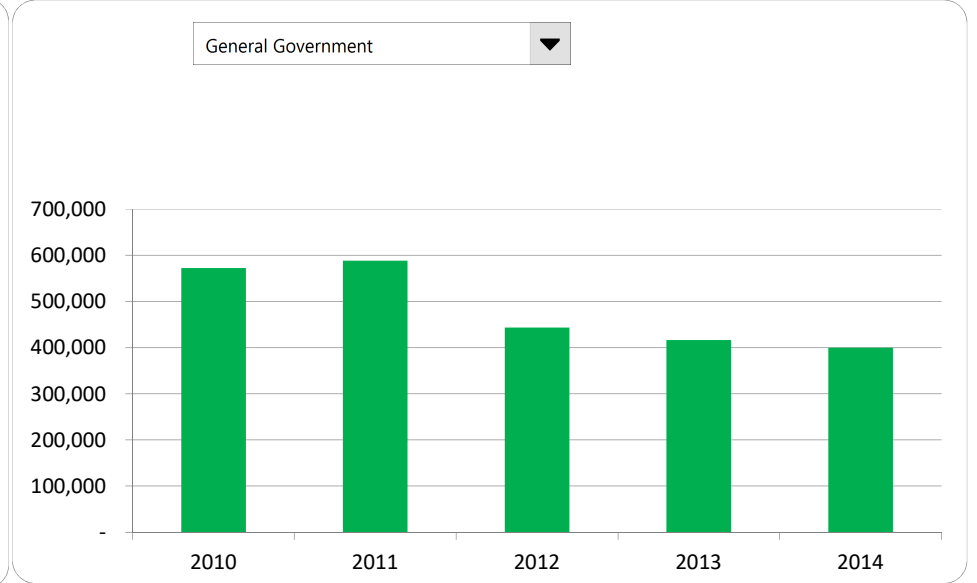
### 2. Compared to the prior year

	2013	2014	% change
General Government	\$ 416,264	\$ 399,782	-3.96%
Police & Fire	316,226	320,761	1.43%
Other Public Safety	29,188	9,326	-68.05%
Roads	162,703	189,465	16.45%
Other Public Works	111,052	123,609	11.31%
Health & Welfare	-	-	N/A
Community/Econ. Development	380,673	1,967	-99.48%
Recreation & Culture	80,992	77,530	-4.27%
Capital Outlay	14,930	29,058	94.63%
Debt Service	205,417	60,293	-70.65%
Other Expenditures	73,916	61,440	-16.88%
<b>Total Expenditures</b>	<b>\$ 1,791,361</b>	<b>\$ 1,273,231</b>	<b>-28.92%</b>

### 3. Spending per capita - compared to the prior year



### 4. Historical trends of individual departments:

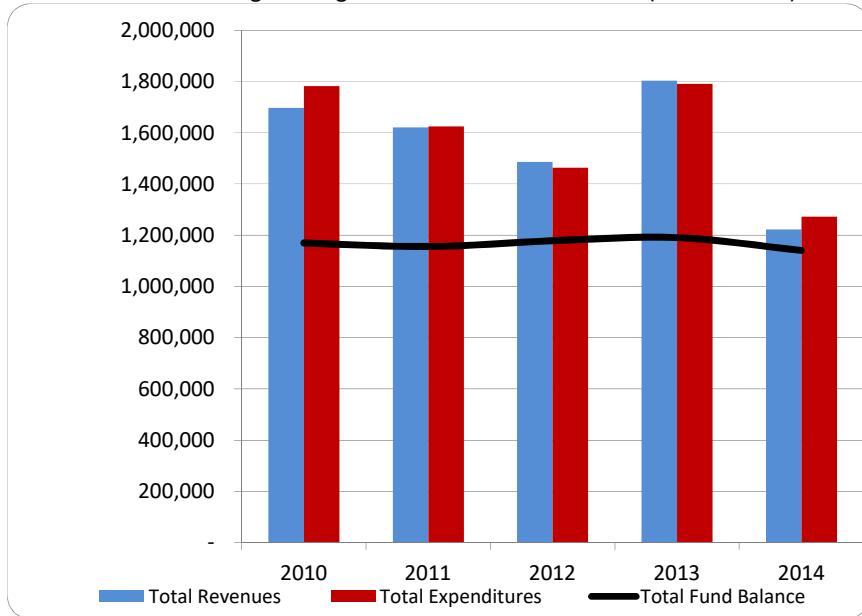


Commentary:

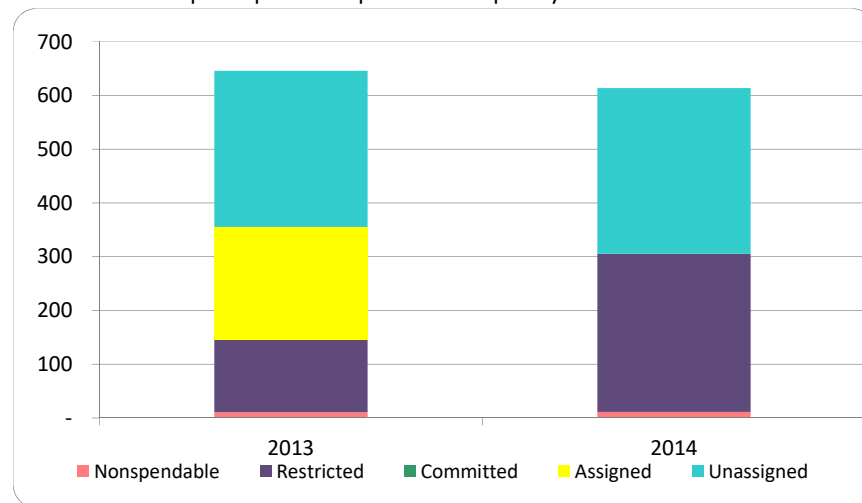
For more information on our unit's finances, contact Aaron Desentz, City Manager at (517) 589-8236.

# **CITIZEN'S GUIDE TO LOCAL UNIT FINANCES - City of Leslie (332030)**

1. How have we managed our governmental fund resources (fund balance)?



3. Fund balance per capita - compared to the prior year

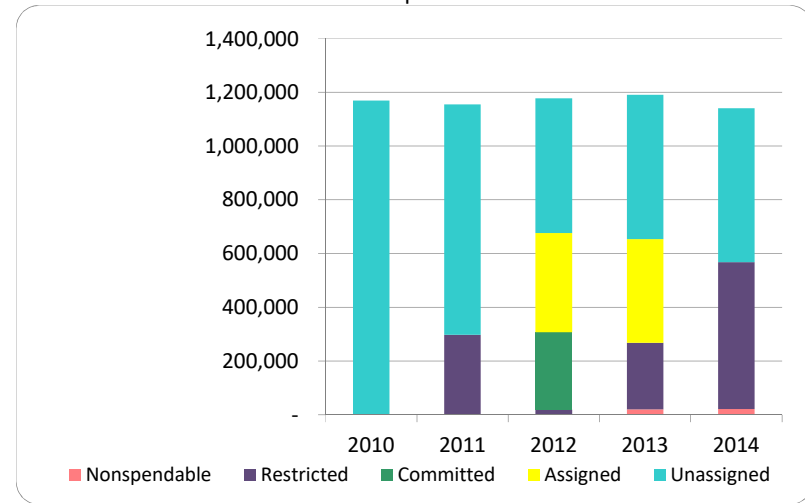


## **FINANCIAL POSITION**

2. Compared to the prior year

	2013	2014	% change
Revenue	1,803,683	1,223,335	-32.18%
Expenditures	1,791,361	1,273,231	-28.92%
Surplus (shortfall)	12,322	(49,896)	-504.93%
Fund balance, by component:			
Nonspendable	19,726	20,836	5.63%
Restricted	247,491	546,614	120.86%
Committed	-	-	N/A
Assigned	387,065	-	-100.00%
Unassigned	536,341	573,277	6.89%
total fund balance	1,190,623	1,140,727	-4.19%

4. Historical trends of individual components



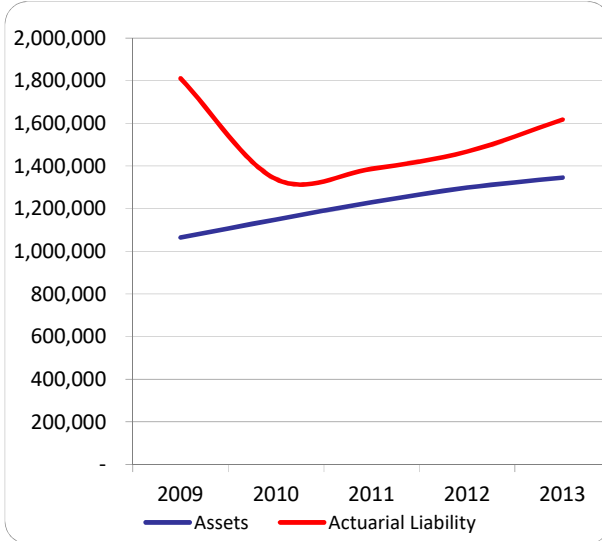
Commentary:

For more information on our unit's finances, contact Aaron Desentz, City Manager at (517) 589-8236.

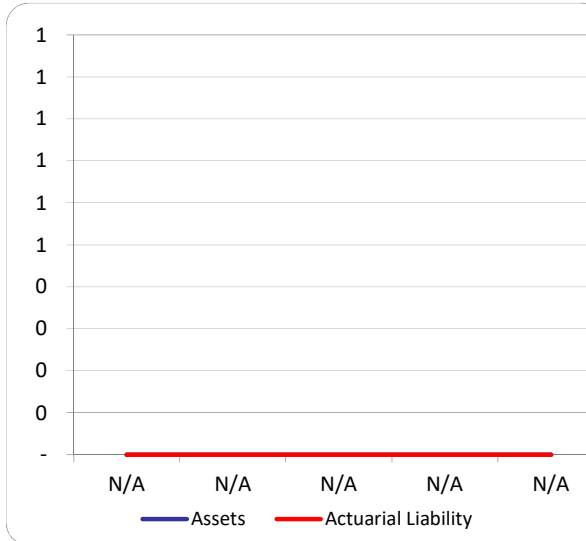
# **CITIZEN'S GUIDE TO LOCAL UNIT FINANCES - City of Leslie (332030)**

## **OTHER LONG TERM OBLIGATIONS**

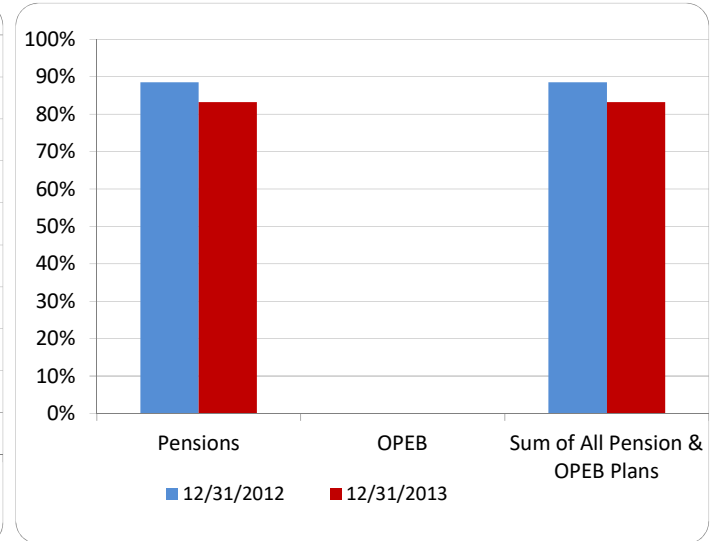
1. Pension funding status



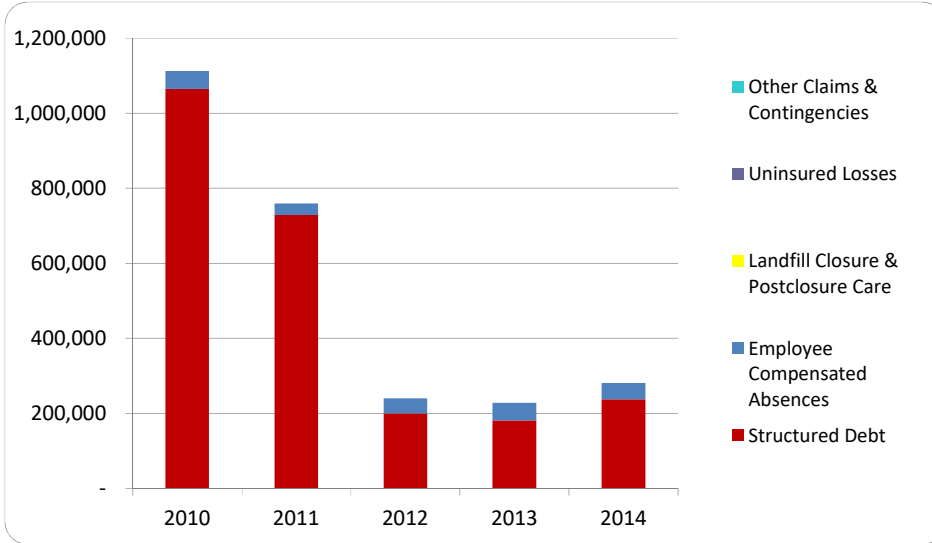
2. Retiree Health care funding status



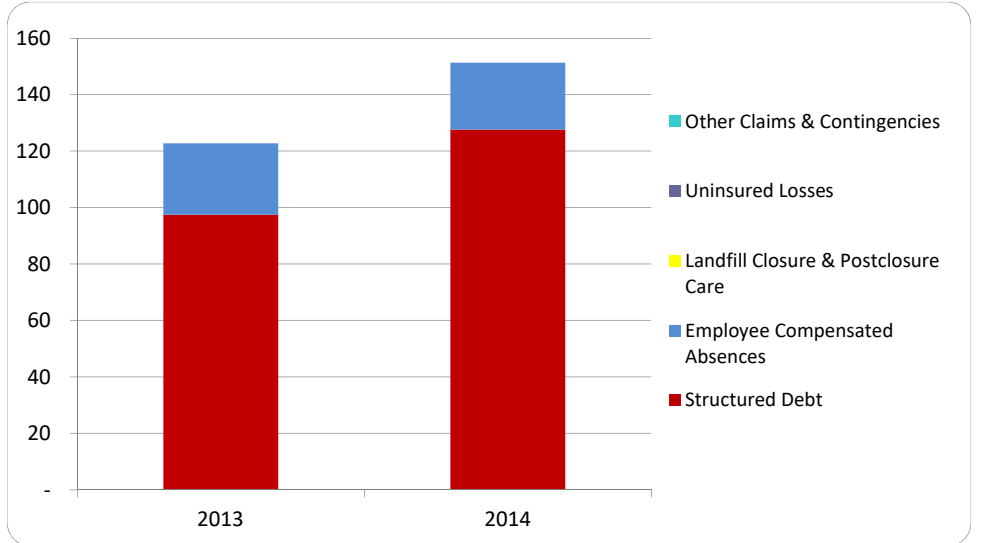
3. Percent funded - compared to the prior year



4. Long Term Debt obligations:



5. Debt & other long term obligations per capita - compared to the prior year



Commentary:

For more information on our unit's finances, contact Aaron Desentz, City Manager at (517) 589-8236.