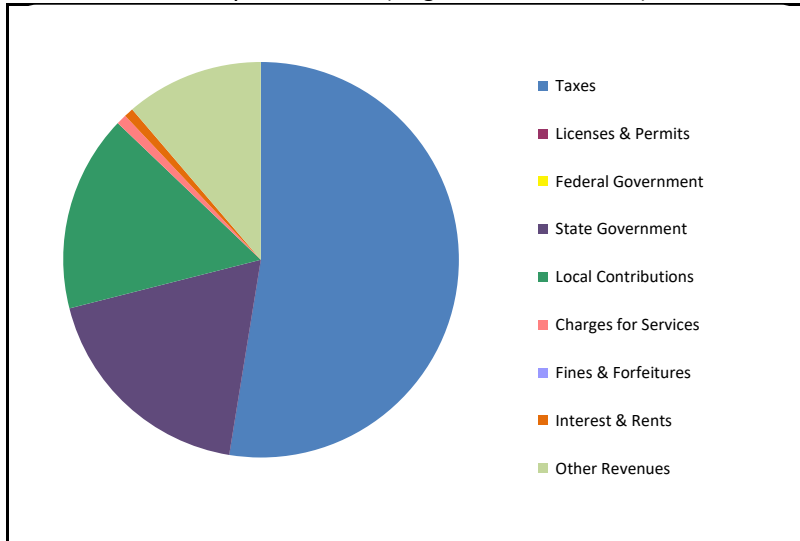


CITIZENS' GUIDE TO LOCAL UNIT FINANCES - Leslie - Ingham

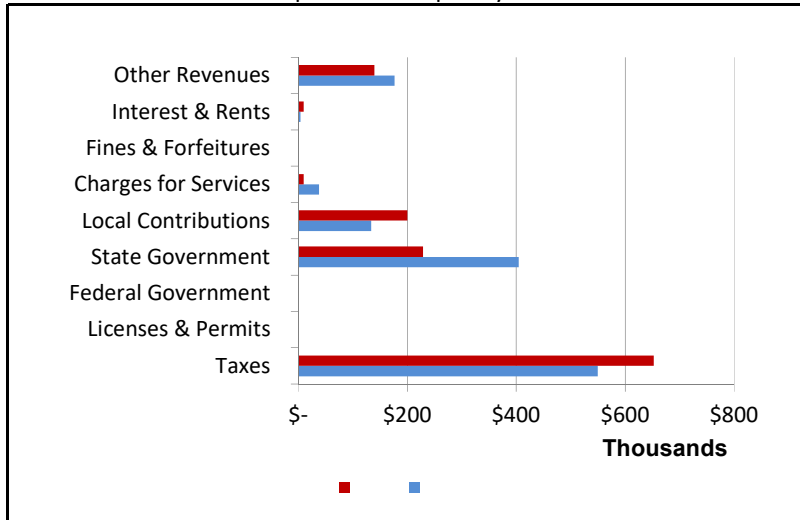
1. Where our money comes from (all governmental funds)



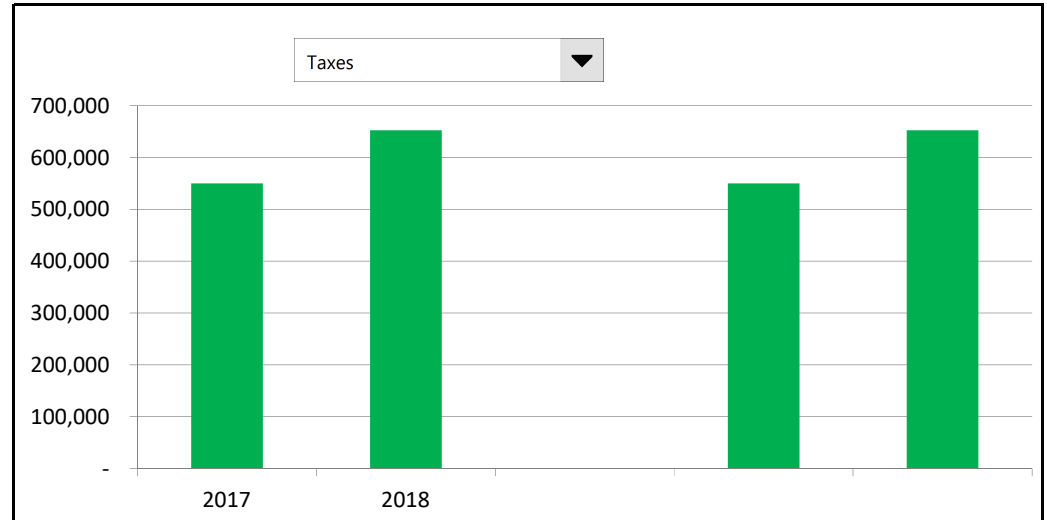
2. Compared to the prior year

	Change		
Taxes	\$ 549,853	\$ 652,297	18.63%
Licenses & Permits	\$ 352	\$ 44	-87.50%
Federal Government	\$ -	\$ -	N/A
State Government	\$ 404,373	\$ 228,870	-43.40%
Local Contributions	\$ 134,000	\$ 199,862	49.15%
Charges for Services	\$ 37,991	\$ 10,146	-73.29%
Fines & Forfeitures	\$ -	\$ -	N/A
Interest & Rents	\$ 4,264	\$ 9,638	126.03%
Other Revenues	\$ 176,397	\$ 139,848	-20.72%
Total Revenues	\$ 1,307,230	\$ 1,240,705	-5.09%

3. Revenue sources - compared to the prior year



4. Historical trends of individual sources

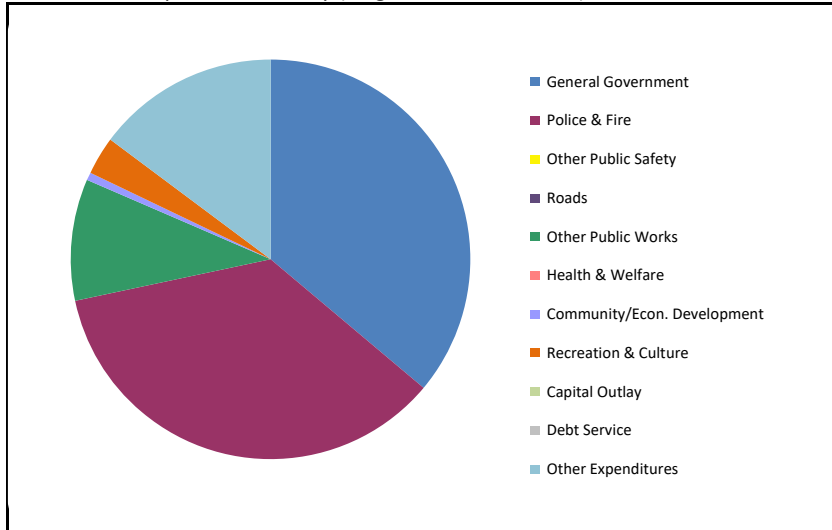


Commentary:

For more information on our unit's finances, contact Susan Montenegro at 517-589-8236.

CITIZENS' GUIDE TO LOCAL UNIT FINANCES - Leslie - Ingham

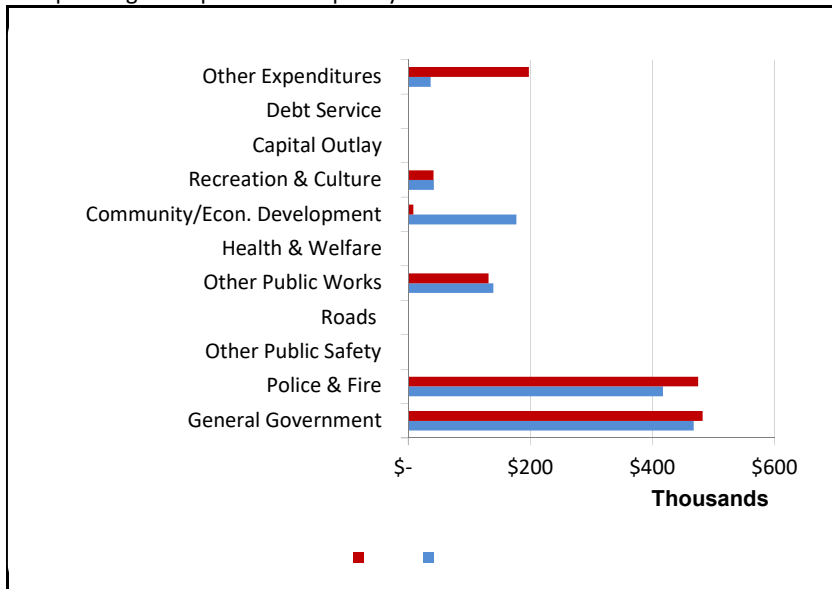
1. Where we spend our money (all governmental funds)



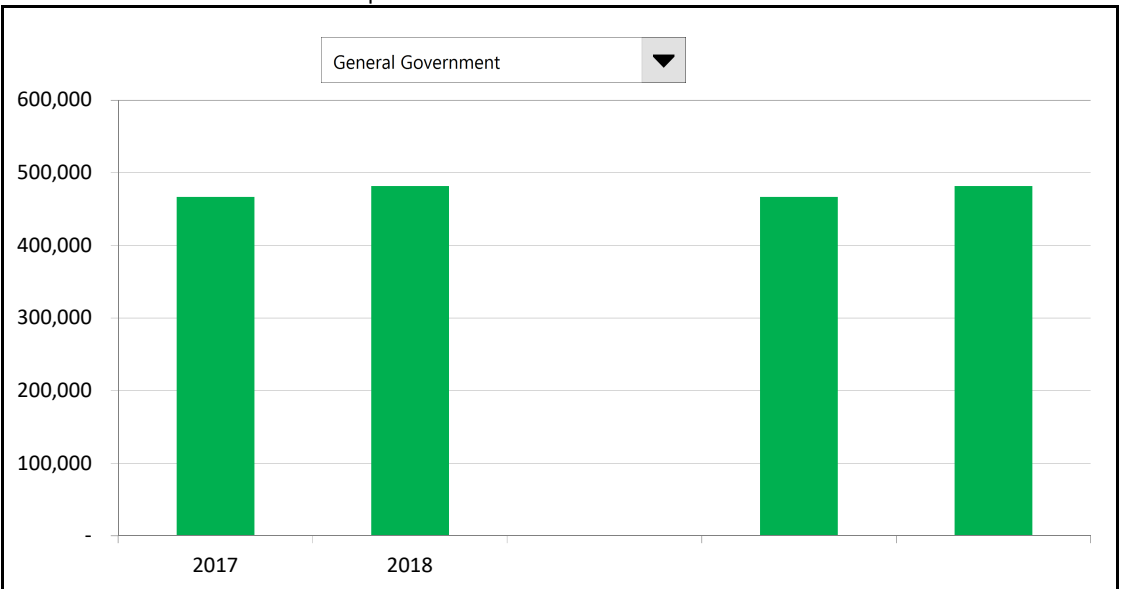
2. Compared to the prior year

			Change
General Government	\$ 466,880	\$ 481,820	3.20%
Police & Fire	\$ 416,761	\$ 474,333	13.81%
Other Public Safety	\$ -	\$ -	N/A
Roads	\$ -	\$ -	N/A
Other Public Works	\$ 139,103	\$ 131,181	-5.70%
Health & Welfare	\$ -	\$ -	N/A
Community/Econ. Development	\$ 176,819	\$ 8,253	-95.33%
Recreation & Culture	\$ 41,644	\$ 41,237	-0.98%
Capital Outlay	\$ -	\$ -	N/A
Debt Service	\$ -	\$ -	N/A
Other Expenditures	\$ 36,626	\$ 197,338	438.79%
Total Expenditures	\$ 1,277,833	\$ 1,334,162	4.41%

3. Spending - compared to the prior year



4. Historical trends of individual departments:

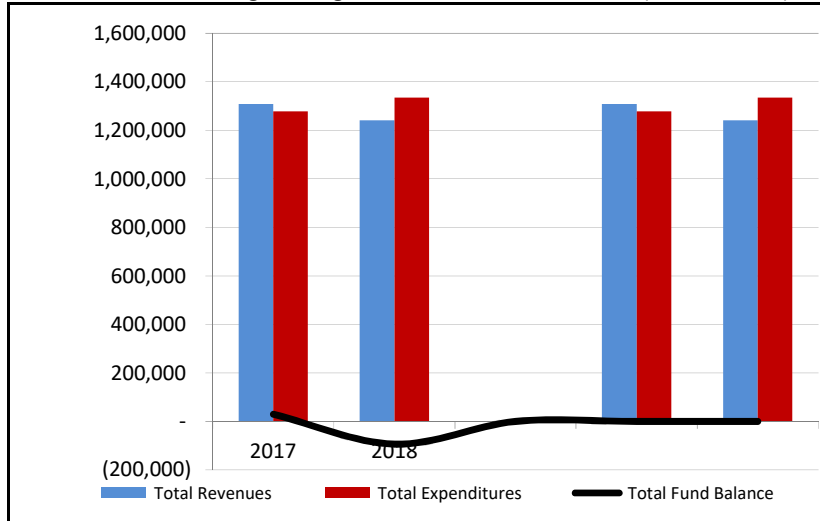


Commentary:

For more information on our unit's finances, contact Susan Montenegro at 517-589-8236.

CITIZENS' GUIDE TO LOCAL UNIT FINANCES - Leslie - Ingham

1. How have we managed our governmental fund resources (fund balance)

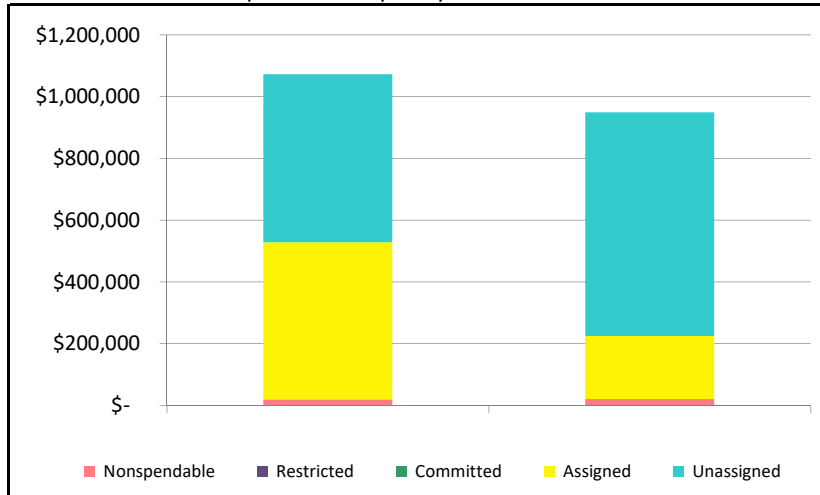


2. Compared to the prior year

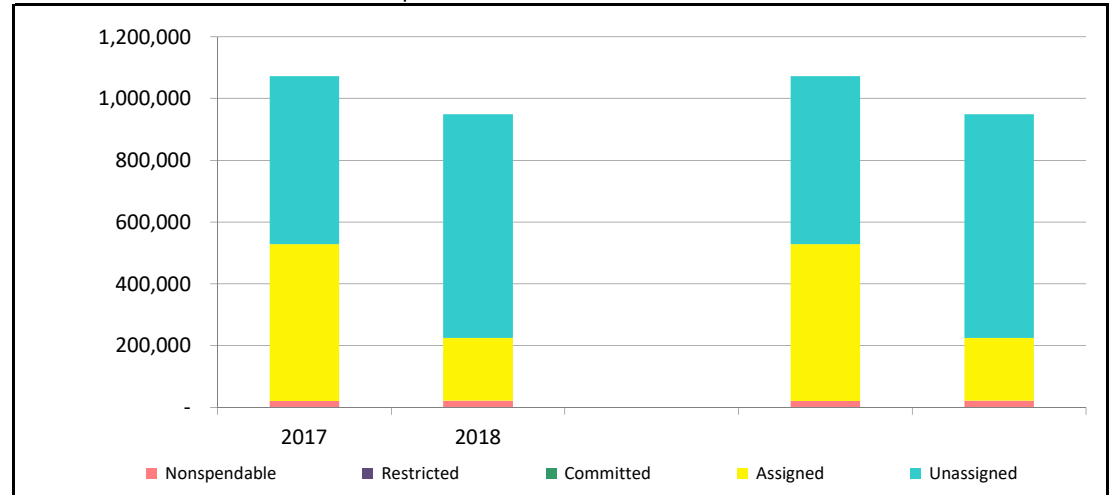
Change			
Revenues	\$	1,307,230	\$ 1,240,705 -5.09%
Expenditures		1,277,833	1,334,162 4.41%
Surplus (Shortfall)	\$	-	\$ - N/A

Fund balance, by component:			
Change			
Nonspendable	\$	20,454	\$ 21,170 3.50%
Restricted		-	- N/A
Committed		-	- N/A
Assigned		507,600	203,713 -59.87%
Unassigned		544,250	723,687 32.97%
Total Fund Balance	\$	1,072,304	\$ 948,570 -11.54%

3. Fund balance - compared to the prior year



4. Historical trends of individual components

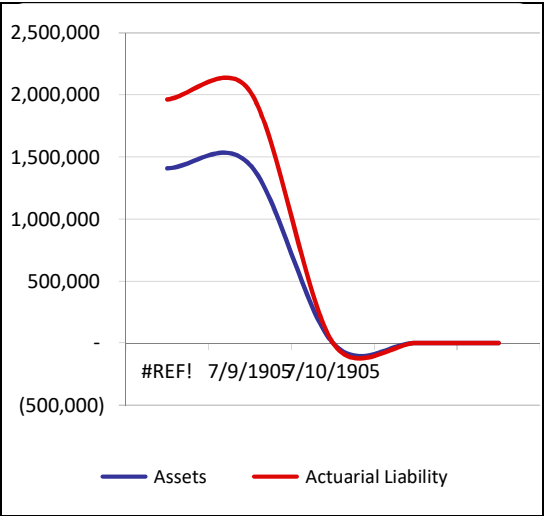


Commentary:

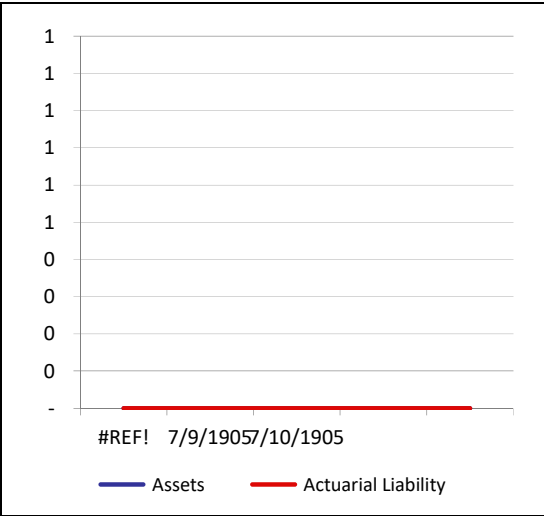
For more information on our unit's finances, contact Susan Montenegro at 517-589-8236.

CITIZENS' GUIDE TO LOCAL UNIT FINANCES - Leslie - Ingham

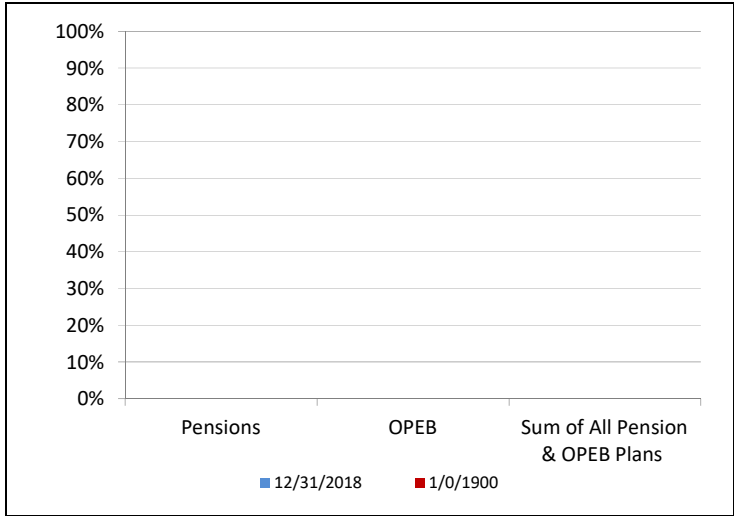
1. Pension funding status



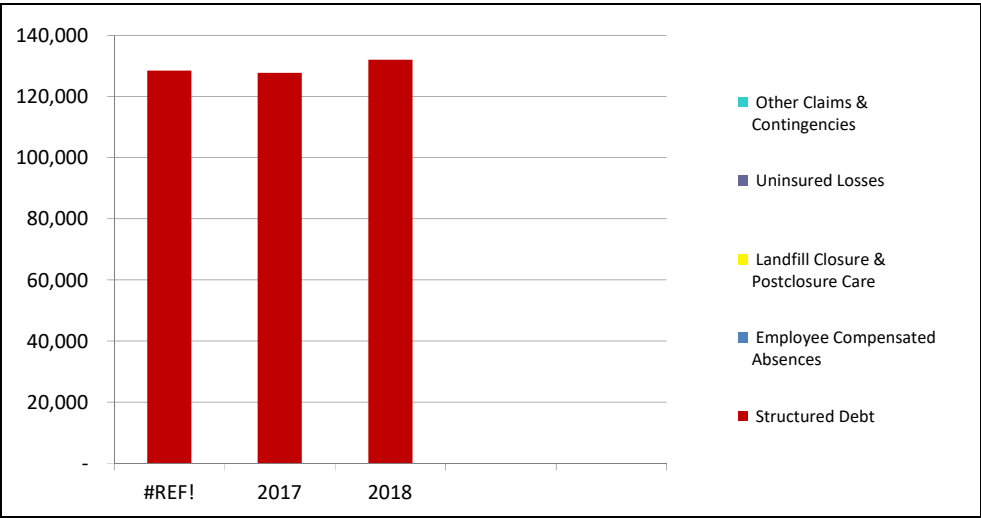
2. Retiree Health care funding status



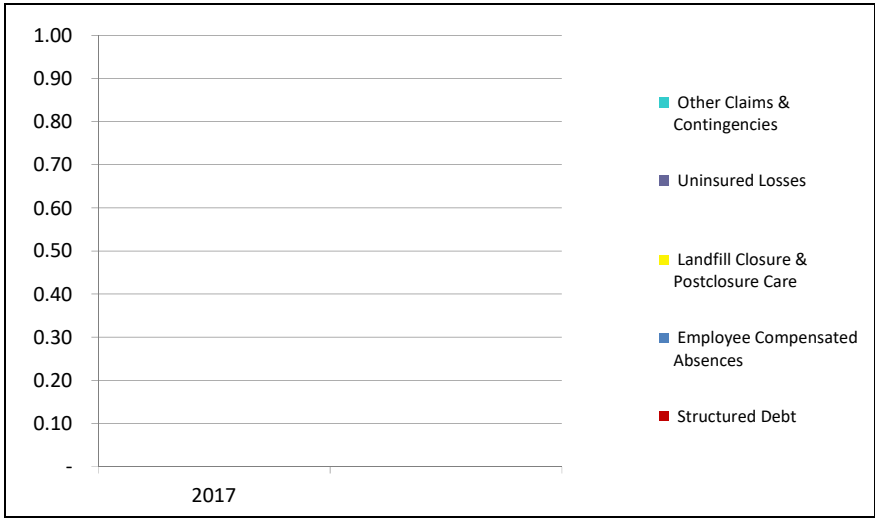
3. Percent funded - compared to the prior year



4. Long Term Debt obligations:



5. Debt & other long term obligations per capita - compared to the prior year



Commentary:

For more information on our unit's finances, contact Susan Montenegro at 517-589-8236.