

Michigan Department of Treasury
Revenue Sharing and Grants Division
PO Box 30722
Lansing MI 48909

RE: Compliance Form 4886 for City of Leslie, MI Transparency & Accountability

The City of Leslie is pleased to submit form 4886 with the required documents in compliance with the State of Michigan's Transparency and Accountability Initiative.

The City of Leslie has chosen to use a web-service for this requirement, and has partnered with Munetrix to showcase our data.

Included with this letter are the required documents for City of Leslie:

- Citizen's Guide to Finances including our Pension and OPEB status
- Performance Dashboard
- Debt Service Report
- Projected Budget Report

We have made the data available to the public via a link on our website; as well we will make available limited quantities of paper copies in our municipality lobby and notify residents in our periodic mailings. You will find the confirmation of our website link and various supporting transparency documentation included with this letter.

We look forward to receiving these important funds from the State of Michigan and trust you will contact us if there are any questions or concerns.

Sincerely,



Susan Montenegro
City Manager

City, Village, and Township Revenue Sharing and County Incentive Program Certification

Issued under authority of 2021 Public Act 166. Filing is mandatory to qualify for payments.

Each city/village/township/county applying for City, Village, and Township Revenue Sharing or County Incentive Program payments must:

1. Certify to the Michigan Department of Treasury (Treasury) that the local unit listed below has produced and made available to the public a Citizen's Guide, a Performance Dashboard, a Debt Service Report, and a Projected Budget Report as required by 2021 Public Act 166. The local unit must include in any mailing of general information to its citizens, the Internet website address or the physical location where all the documents are available for public viewing in the clerk's office.
2. Submit to Treasury a Citizen's Guide, a Performance Dashboard, a Debt Service Report, and a Projected Budget Report.

This certification, along with a Citizen's Guide, a Performance Dashboard, a Debt Service Report, and a Projected Budget Report, **must be received by December 1st, 2021**, (or the first day of a payment month) in order to qualify for that month's payment. Postmark dates will not be considered. For questions, call 517-335-7484.

PART 1: LOCAL UNIT INFORMATION

Local Unit Name City of Leslie		Local Unit County Name Ingham County	
Local Unit Code 33 2030		Contact E-Mail Address finance@cityofleslie.org	
Contact Name Carrie Fancher-Howe	Contact Title Finance Director/Treasurer	Contact Telephone Number 517-589-8236	Extension
Website Address, if reports are available online http://munetrix.com/sections/data/municipal.php?MuniID=129&Type=City		Current Fiscal Year End Date 06/30/2022	


PART 2: CITIZEN'S GUIDE

Check any of the following that apply:

- ☐ The local unit has elected to use Treasury's online Citizen's Guide to comply with the legislative requirements. Therefore, a copy of the Citizen's Guide will not be submitted to Treasury.
- ☐ The local unit does not have any unfunded liabilities (pensions or other postemployment benefits (OPEB)).

PART 3: CERTIFICATION

In accordance with 2020 Public Act 166, the undersigned hereby certifies to Treasury that the above mentioned local unit 1) has produced a Citizen's Guide, a Performance Dashboard, a Debt Service Report, and a Projected Budget Report and 2) will include in any mailing of general information to our citizens, the Internet website address or the physical location where all the documents are available for public viewing in the clerk's office. The Citizen's Guide, Performance Dashboard, Debt Service Report, and Projected Budget Report are attached to this signed certification, unless otherwise noted in Part 2.

Chief Administrative Officer Signature (as defined in MCL 141.422b) 	Printed Name of Chief Administrative Officer (as defined in MCL 141.422b) Susan Montenegro
Title City Manager	Date October 18, 2021

Completed and signed form (including required attachments) should be e-mailed to: **TreasRevenueSharing@michigan.gov**.
If you are unable to submit via e-mail, fax to 517-335-3298 or mail the completed form and required attachments to:

Michigan Department of Treasury
Revenue Sharing and Grants Division
PO Box 30722
Lansing MI 48909

TREASURY USE ONLY

CVTRS/CIP Eligible Y N	Certification Received	Citizen's Guide Received
Performance Dashboard Received	Debt Service Report Received	Projected Budget Report Received
Final Certification	CVTRS/CIP Notes	

General Info

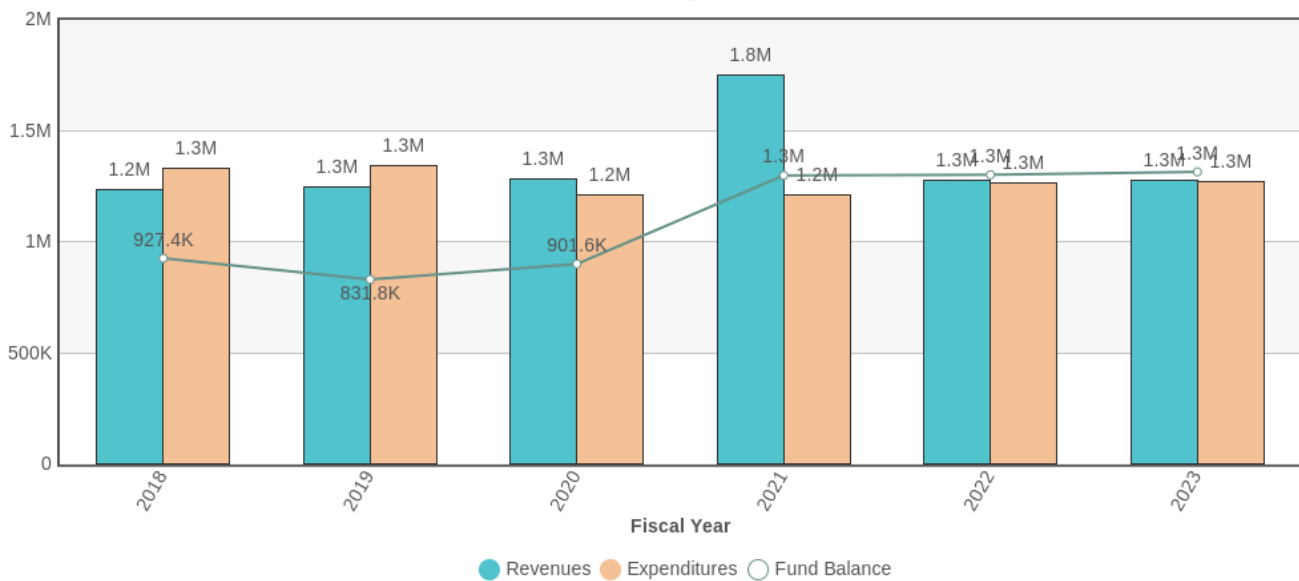
Name	Type	Fiscal Year End	Population (2010)	Phone	Website
Leslie	City	June	1898	(517) 589-8236	www.cityofleslie.org

Multi-Year General Fund Only

Year	Data Status	Fiscal Score	Population	General Fund Revenues	General Fund Expenditures	*Available Fund Balance	Taxable Value
2023	Forecast	0	2400	\$1,283,295	\$1,277,440	\$1,316,512	\$43,446,581
2022	Budget	0	2400	\$1,280,497	\$1,271,476	\$1,303,477	\$42,846,727
2021	Amended Budget	0	2400	\$1,756,782	\$1,214,810	\$1,300,456	\$42,255,155
2020	Historic	0	1903	\$1,289,426	\$1,217,645	\$901,566	\$41,671,750
2019	Historic	0	1898	\$1,250,881	\$1,346,420	\$831,818	\$36,818,758
2018	Historic	0	1903	\$1,240,705	\$1,334,162	\$927,400	\$37,841,285

*Available Fund Balance includes Committed, Assigned, and Unassigned Funds. It excludes Nonspendable and Restricted Funds.

How We Have Managed Our Resources



Fiscal Year Assumptions Notes

2023 Notes: General Fund

With the City of Leslie's proposed budget, some assumptions were made for the next year. While the interest rates are still not where they were a couple of years ago, we anticipated the revenues increasing by 1% due to new construction, growth in our Industrial Park and property values. While state constitutional revenue sharing is expected to decrease by 1.5%, we will plan very conservatively.

The City of Leslie has a project in the near future for our wastewater treatment plant, sewer lines and road (working on grants), so the assumption of 1% increase in expenses is conservative but we also want to be prepared for expenditures that may be out of our control.

Financial Statement

Including General Fund only

Balance Sheet

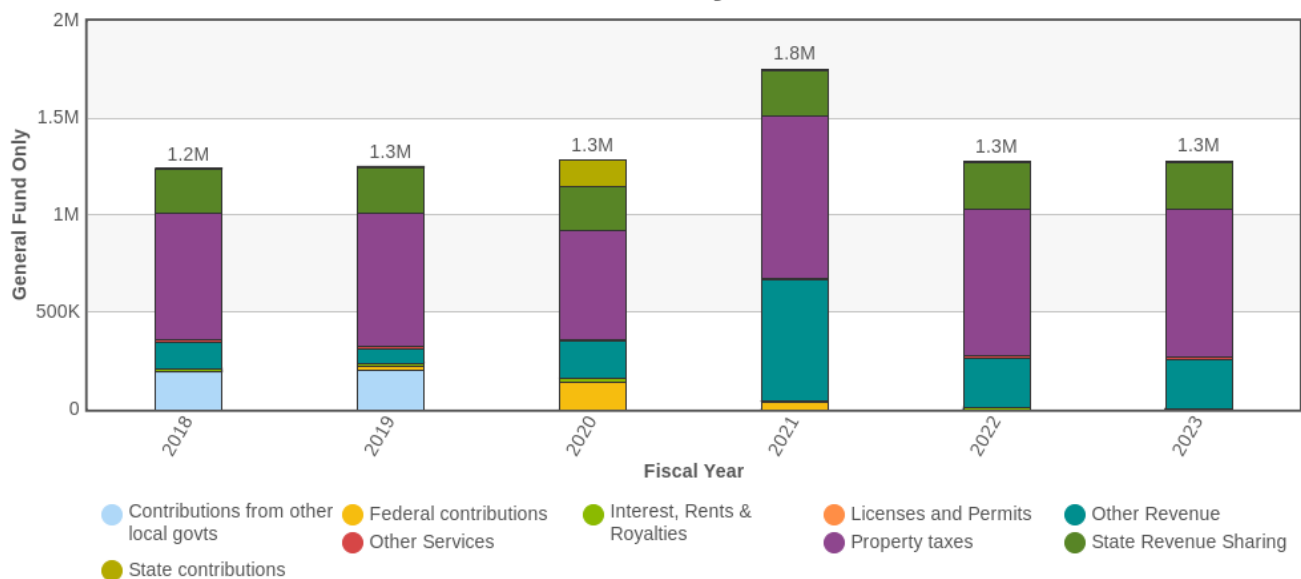
Category Name	2023	2022	2021	2020	2019	2018
Fund Equity	\$1,316,512	\$1,303,477	\$1,300,456	\$924,812	\$853,031	\$948,570
Total Assets	N/A	N/A	N/A	\$1,092,897	\$1,059,590	\$1,000,781
Total Liabilities	N/A	N/A	N/A	\$168,085	\$206,559	\$52,211

*Fund Equity includes all five fund types: Committed, Assigned, Unassigned, Nonspendable and Restricted Funds.

Revenues

Category Name	2023	2022	2021	2020	2019	2018
Contributions from other local govts					\$205,347	\$199,862
Federal contributions			\$40,819	\$144,000	\$20,642	
Interest, Rents & Royalties	\$3,000	\$10,000	\$1,717	\$15,571	\$15,154	\$9,638
Licenses and Permits	\$303	\$300	\$54	\$78	\$30	\$44
Other Revenue	\$255,419	\$254,226	\$625,629	\$191,950	\$73,061	\$139,848
Other Services	\$11,818	\$12,910	\$11,523	\$11,757	\$11,956	\$10,146
Property taxes	\$761,387	\$754,103	\$834,383	\$560,173	\$690,053	\$652,297
State Revenue Sharing	\$243,368	\$240,958	\$234,407	\$223,645	\$234,638	\$228,583
State contributions	\$8,000	\$8,000	\$8,250	\$142,252		\$287
Total	\$1,283,295	\$1,280,497	\$1,756,782	\$1,289,426	\$1,250,881	\$1,240,705

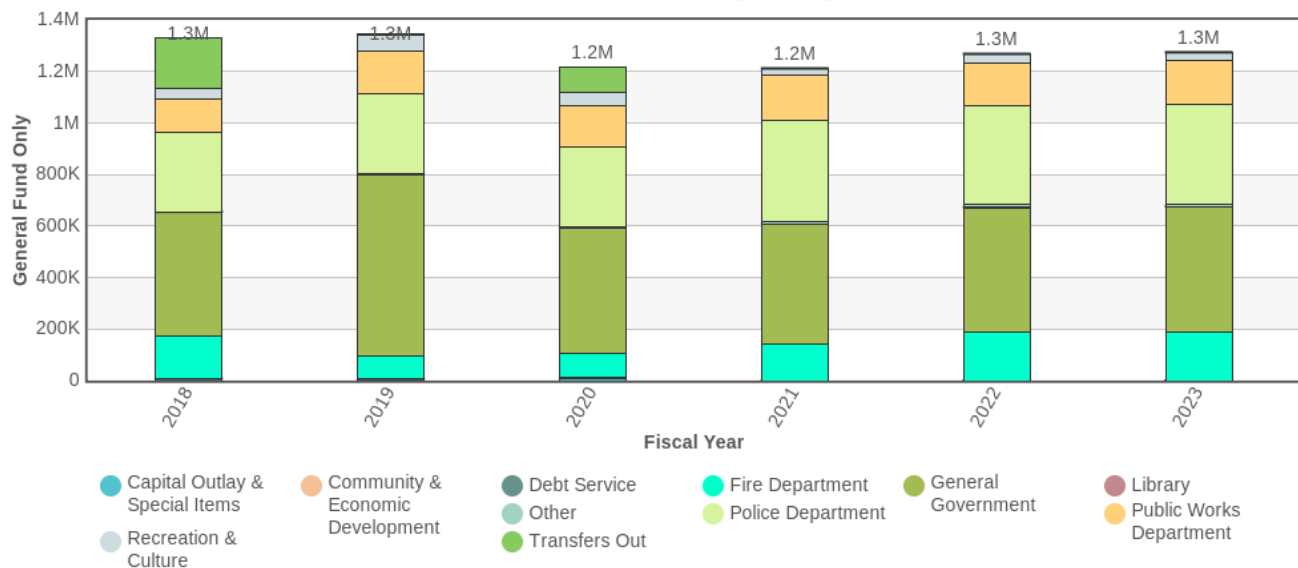
Where The Money Comes From



Expenses

Category Name	2023	2022	2021	2020	2019	2018
Capital Outlay & Special Items				\$8,845	\$8,587	\$8,227
Community & Economic Development	\$505	\$500	\$419	\$535		\$26
Debt Service				\$2,020		
Fire Department	\$189,775	\$189,300	\$143,477	\$93,856	\$89,393	\$165,299
General Government	\$484,123	\$481,004	\$466,671	\$490,626	\$702,046	\$481,820
Library	\$4,520	\$4,520	\$1,148	\$1,140	\$3,830	\$2,305
Other	\$9,090	\$9,000	\$9,519			
Police Department	\$387,039	\$383,564	\$391,763	\$314,697	\$313,938	\$309,034
Public Works Department	\$170,440	\$169,270	\$178,199	\$158,481	\$162,362	\$131,181
Recreation & Culture	\$31,948	\$34,318	\$23,614	\$52,568	\$64,264	\$38,932
Transfers Out				\$94,877	\$2,000	\$197,338
Total	\$1,277,440	\$1,271,476	\$1,214,810	\$1,217,645	\$1,346,420	\$1,334,162

How The Money Is Spent



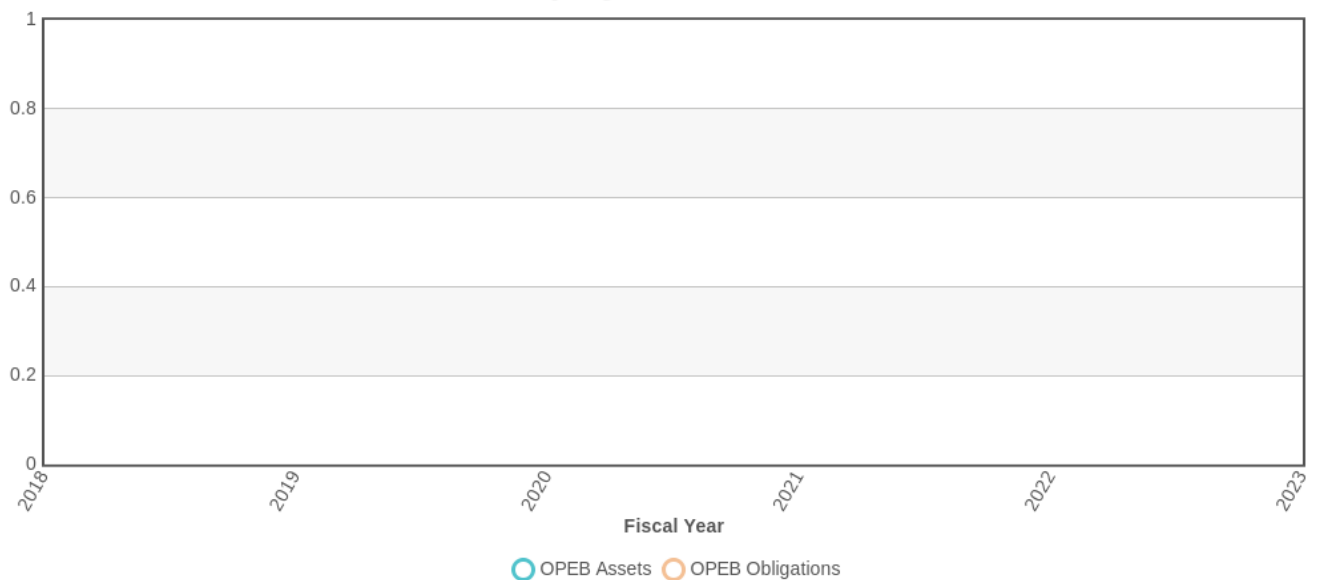
Supplementary Information (Pension / OPEB)

Category Name	2023	2022	2021	2020	2019	2018
Pensions Actuarial Liability	N/A	N/A	\$2,395,395.00	\$2,215,301.00	\$2,090,662.00	\$2,144,436.00
Pension Fund Assets	N/A	N/A	\$1,553,553.00	\$1,458,692.00	\$1,316,170.00	\$1,441,657.00
OPEB Actuarial Liability	N/A	N/A	N/A	N/A	N/A	N/A
OPEB Fund Assets	N/A	N/A	N/A	N/A	N/A	N/A

Pension Fund Status



Other Post-Employment Benefit Fund Status



Fund Equity Detail

Category Name	2023	2022	2021	2020	2019	2018
Assigned	0	0	0	\$168,349.00	\$241,227.00	\$203,713.00
Nonspendable	0	0	0	\$23,246.00	\$21,213.00	\$21,170.00
Unassigned	\$1,316,512.00	\$1,303,477.00	\$1,300,456.00	\$733,217.00	\$590,591.00	\$723,687.00

Dashboard for Leslie

Fiscal Stability	2020	2021	Progress	Target
Fiscal Wellness Indicator Score	0	0	↔	0
Annual General Fund expenditures per capita	\$640	\$506	↑	\$530
Fund balance as % of General Fund Revenues	69.9%	74.0%	↑	101.8%
Debt burden per capita	\$17.9	\$14.2	↑	\$0.0
Economy & Financial Health	2020	2021	Progress	Target
Population	1,903	2,400	↑	2,400
Taxable Value (100k)	\$41,672	\$42,255	↑	\$42,847
Public Safety	2018	2019	Progress	Target
Crimes against persons per thousand residents	11.0	9.5	↑	-
Crimes against property per thousand residents	14.7	14.8	↔	-
Crimes against society per thousand residents	7.4	4.7	↑	-

City of Leslie

Local Code: 33-2030

Debt Service Summary Report

Bonds & contracts payable		Fiscal Years			
Name		2021	2022	2023	2024
REV/GO - Water Project - New Water:2012		104,250	107,375	105,375	108,375
Subtotal for Bonds & contracts payable		104,250	107,375	105,375	108,375
Installment Loan		Fiscal Years			
Name		2021	2022	2023	2024
602 W. Bellevue Purchase		9,174	9,174	9,174	9,174
Subtotal for Installment Loan		9,174	9,174	9,174	9,174
Revenue Bonds		Fiscal Years			
Name		2021	2022	2023	2024
REV/GO - WWTP Improvements:2012		61,764	61,063	61,348	61,619
Subtotal for Revenue Bonds		61,764	61,063	61,348	61,619
Total Principal & Interest		175,188	177,612	175,897	179,168

Leslie

Complete Debt Report for

602 W. Bellevue Purchase

Issuance Information

Debt Type: Installment Loan

Activity Type: Business-type/Enterprise

Repayment Source: DDA/LDFA

Issuance Date: 2019-12-01

Issuance Amount: \$150,000

Interest Rate: 2

Maturing Through: 2038

Principal Maturity Range: \$6,173 - \$8,817

Purpose:

Fund Number:

Comments:

Payment Schedule

Date Due	Interest Rate	Principal	Interest	Payment	Balance
2021-12-01	2	6,422.92	2,750.59	9,173.51	\$130,926.71
2022-12-01	2	6,551.38	2,622.13	9,173.51	\$124,375.33
2023-12-01	2	6,682.40	2,491.10	9,173.50	\$117,692.93
2024-12-01	2	6,816.05	2,357.46	9,173.51	\$110,876.88
2025-12-01	2	6,952.37	2,221.14	9,173.51	\$103,924.51
2026-12-01	2	7,091.42	2,082.09	9,173.51	\$96,833.09
2027-12-01	2	7,233.25	1,940.26	9,173.51	\$89,599.84
2028-12-01	2	7,377.91	1,795.59	9,173.50	\$82,221.93
2029-12-01	2	7,525.47	1,648.04	9,173.51	\$74,696.46
2030-12-01	2	7,675.98	1,497.53	9,173.51	\$67,020.48
2031-12-01	2	7,829.50	1,344.01	9,173.51	\$59,190.98
2032-12-01	2	7,986.09	1,187.42	9,173.51	\$51,204.89
2033-12-01	2	8,145.81	1,027.70	9,173.51	\$43,059.08
2034-12-01	2	8,308.73	864.78	9,173.51	\$34,750.35
2035-12-01	2	8,474.90	698.60	9,173.50	\$26,275.45
2036-12-01	2	8,644.40	529.11	9,173.51	\$17,631.05
2037-12-01	2	8,817.29	356.22	9,173.51	\$8,813.76
2038-12-01	2	8,813.76	179.87	8,993.63	
Total		\$137,349.63	\$27,593.64	\$164,943.27	

Leslie

Complete Debt Report for

REV/GO - Water Project - New Water: 2012

Issuance Information

Debt Type: Bonds & contracts payable

Activity Type: Business-type/Enterprise

Repayment Source: General Obligation

Issuance Date: 2012-06-26

Issuance Amount: \$2,124,750

Interest Rate: 2.5

Maturing Through: 2033

Principal Maturity Range: \$62,723 - \$105,000

Purpose:

Fund Number:

Comments:

Payment Schedule

Date Due	Principal	Interest	Payment	Balance
2021-04-01	75,000.00	14,625.00	89,625.00	\$2,752,723.00
2021-10-01	0.00	13,687.50	13,687.50	\$2,752,723.00
2022-04-01	80,000.00	13,687.50	93,687.50	\$2,672,723.00
2022-10-01	0.00	12,687.50	12,687.50	\$2,672,723.00
2023-04-01	80,000.00	12,687.50	92,687.50	\$2,592,723.00
2023-10-01	0.00	11,687.50	11,687.50	\$2,592,723.00
2024-04-01	85,000.00	11,687.50	96,687.50	\$2,507,723.00
2024-10-01	0.00	10,625.00	10,625.00	\$2,507,723.00
2025-04-01	85,000.00	10,625.00	95,625.00	\$2,422,723.00
2025-10-01	0.00	9,562.50	9,562.50	\$2,422,723.00
2026-04-01	90,000.00	9,562.50	99,562.50	\$2,332,723.00
2026-10-01	0.00	8,437.50	8,437.50	\$2,332,723.00
2027-04-01	90,000.00	8,437.50	98,437.50	\$2,242,723.00
2027-10-01	0.00	7,312.50	7,312.50	\$2,242,723.00
2028-04-01	90,000.00	7,312.50	97,312.50	\$2,152,723.00
2028-10-01	0.00	6,187.50	6,187.50	\$2,152,723.00
2029-04-01	95,000.00	6,187.50	101,187.50	\$2,057,723.00
2029-10-01	0.00	5,000.00	5,000.00	\$2,057,723.00
2030-04-01	95,000.00	5,000.00	100,000.00	\$1,962,723.00
2030-10-01	0.00	3,812.50	3,812.50	\$1,962,723.00
2031-04-01	100,000.00	3,812.50	103,812.50	\$1,862,723.00
2031-10-01	0.00	2,562.50	2,562.50	\$1,862,723.00
2032-04-01	100,000.00	2,562.50	102,562.50	\$1,762,723.00

Date Due	Principal	Interest	Payment	Balance
2032-10-01	0.00	1,312.50	1,312.50	\$1,762,723.00
2033-04-01	105,000.00	1,312.50	106,312.50	
Total	\$1,170,000.00	\$200,375.00	\$1,370,375.00	

Leslie

Complete Debt Report for

REV/GO - WWTP Improvements: 2012

Issuance Information

Debt Type: Revenue Bonds

Activity Type: Business-type/Enterprise

Repayment Source: Revenue - Sewer

Issuance Date: 2012-05-24

Issuance Amount: \$1,470,000

Interest Rate: 2.750

Maturing Through: 2052

Principal Maturity Range: \$21,000 - \$58,000

Purpose:

Fund Number:

Comments:

Payment Schedule

Date Due	Interest Rate	Principal	Interest	Payment	Balance
2021-05-01	2.75	26,000.00	17,710.00	43,710.00	\$1,262,000.00
2021-11-01	2.75	0.00	17,710.00	17,710.00	\$1,262,000.00
2022-05-01	2.75	26,000.00	17,353.00	43,353.00	\$1,236,000.00
2022-11-01	2.75	0.00	17,353.00	17,353.00	\$1,236,000.00
2023-05-01	2.75	27,000.00	16,995.00	43,995.00	\$1,209,000.00
2023-11-01	2.75	0.00	16,995.00	16,995.00	\$1,209,000.00
2024-05-01	2.75	28,000.00	16,624.00	44,624.00	\$1,181,000.00
2024-11-01	2.75	0.00	16,624.00	16,624.00	\$1,181,000.00
2025-05-01	2.75	29,000.00	16,239.00	45,239.00	\$1,152,000.00
2025-11-01	2.75	0.00	16,239.00	16,239.00	\$1,152,000.00
2026-05-01	2.75	29,000.00	15,840.00	44,840.00	\$1,123,000.00
2026-11-01	2.75	0.00	15,840.00	15,840.00	\$1,123,000.00
2027-05-01	2.75	30,000.00	15,441.00	45,441.00	\$1,093,000.00
2027-11-01	2.75	0.00	15,441.00	15,441.00	\$1,093,000.00
2028-05-01	2.75	31,000.00	15,029.00	46,029.00	\$1,062,000.00
2028-11-01	2.75	0.00	15,029.00	15,029.00	\$1,062,000.00
2029-05-01	2.75	32,000.00	14,603.00	46,603.00	\$1,030,000.00
2029-11-01	2.75	0.00	14,603.00	14,603.00	\$1,030,000.00
2030-05-01	2.75	33,000.00	14,163.00	47,163.00	\$997,000.00
2030-11-01	2.75	0.00	14,163.00	14,163.00	\$997,000.00
2031-05-01	2.75	34,000.00	13,709.00	47,709.00	\$963,000.00
2031-11-01	2.75	0.00	13,709.00	13,709.00	\$963,000.00
2032-05-01	2.75	35,000.00	13,241.00	48,241.00	\$928,000.00

Date Due	Interest Rate	Principal	Interest	Payment	Balance
2032-11-01	2.75	0.00	13,241.00	13,241.00	\$928,000.00
2033-05-01	2.75	36,000.00	12,760.00	48,760.00	\$892,000.00
2033-11-01	2.75	0.00	12,760.00	12,760.00	\$892,000.00
2034-05-01	2.75	37,000.00	12,265.00	49,265.00	\$855,000.00
2034-11-01	2.75	0.00	12,265.00	12,265.00	\$855,000.00
2035-05-01	2.75	38,000.00	11,756.00	49,756.00	\$817,000.00
2035-11-01	2.75	0.00	11,756.00	11,756.00	\$817,000.00
2036-05-01	2.75	39,000.00	11,234.00	50,234.00	\$778,000.00
2036-11-01	2.75	0.00	11,234.00	11,234.00	\$778,000.00
2037-05-01	2.75	40,000.00	10,698.00	50,698.00	\$738,000.00
2037-11-01	2.75	0.00	10,698.00	10,698.00	\$738,000.00
2038-05-01	2.75	41,000.00	10,148.00	51,148.00	\$697,000.00
2038-11-01	2.75	0.00	10,148.00	10,148.00	\$697,000.00
2039-05-01	2.75	42,000.00	9,584.00	51,584.00	\$655,000.00
2039-11-01	2.75	0.00	9,584.00	9,584.00	\$655,000.00
2040-05-01	2.75	43,000.00	9,006.00	52,006.00	\$612,000.00
2040-11-01	2.75	0.00	9,006.00	9,006.00	\$612,000.00
2041-05-01	2.75	44,000.00	8,415.00	52,415.00	\$568,000.00
2041-11-01	2.75	0.00	8,415.00	8,415.00	\$568,000.00
2042-05-01	2.75	45,000.00	7,810.00	52,810.00	\$523,000.00
2042-11-01	2.75	0.00	7,810.00	7,810.00	\$523,000.00
2043-05-01	2.75	47,000.00	7,191.00	54,191.00	\$476,000.00
2043-11-01	2.75	0.00	7,191.00	7,191.00	\$476,000.00
2044-05-01	2.75	48,000.00	6,545.00	54,545.00	\$428,000.00
2044-11-01	2.75	0.00	6,545.00	6,545.00	\$428,000.00
2045-05-01	2.75	49,000.00	5,885.00	54,885.00	\$379,000.00
2045-11-01	2.75	0.00	5,885.00	5,885.00	\$379,000.00
2046-05-01	2.75	51,000.00	5,211.00	56,211.00	\$328,000.00
2046-11-01	2.75	0.00	5,211.00	5,211.00	\$328,000.00
2047-05-01	2.75	52,000.00	4,510.00	56,510.00	\$276,000.00
2047-11-01	2.75	0.00	4,510.00	4,510.00	\$276,000.00
2048-05-01	2.75	53,000.00	3,795.00	56,795.00	\$223,000.00
2048-11-01	2.75	0.00	3,795.00	3,795.00	\$223,000.00
2049-05-01	2.75	55,000.00	3,066.00	58,066.00	\$168,000.00
2049-11-01	2.75	0.00	3,066.00	3,066.00	\$168,000.00
2050-05-01	2.75	56,000.00	2,310.00	58,310.00	\$112,000.00
2050-11-01	2.75	0.00	2,310.00	2,310.00	\$112,000.00
2051-05-01	2.75	58,000.00	1,540.00	59,540.00	\$54,000.00
2051-11-01	2.75	0.00	1,540.00	1,540.00	\$54,000.00
2052-05-01	2.75	54,000.00	743.00	54,743.00	
2052-11-01	2.75	0.00	743.00	743.00	
Total		\$1,288,000.00	\$662,838.00	\$1,950,838.00	