




















City of Leslie

2014

Fiscal Stability	Prior	Current	Progress
Annual GF Expenditures per capita	\$622	\$715	
Fund Balance as % of Annual GF Expenditures	11%	14%	
Unfunded Pension & Retiree health care liability, as a % of annual GF revenue	19%	14%	
Debt burden per capita	\$411	\$130	
Ratio of pensioners to employees	0.272	0.36	
% funding of pension system	86%	89%	
Number of services delivered via cooperative venture	5	6	

Public Safety	Prior	Current	Progress
Violent crimes	3	10	
Property crimes	35	23	
Traffic injuries or fatalities	4	3	
Structure Fires	1	1	

Economic Strength	Prior	Current	Progress
% of community with access to high speed broadband	100%	100%	
% of High School graduates attending a degree granting institution	72%	68%	
Number of home foreclosures	17	25	

Quality of Life	Prior	Current	Progress
Square Feet of sidewalk and non-motorized paths/trails	232,324	233,509	
Percent of GF Expenditures Committed to Arts, Culture and Recreation	13.5%	17.6%	
Acres of park per thousand residents	15	15	
Percent of community being provided with curbside recycling	0%	100%	
% of drinking water standards met	100%	100%	

Performance Improving

Performance staying about the same

Performance Declining

